

This **guide** will take you through each of the options available on the home screen, providing screen shots and examples of what to do. Please note that this is aimed at the individual new to baseball scoring (just like me!). I have included some reference notes that I found useful for what I consider unusual terms.

Produced by **allrounder** utilising information sourced through (a) use of the app itself, (b) watching the Faster Than Monkeys tutorials (Parts 1-4), and (c) reading the iScore Baseball forums. I would like to thank **jdonato** for his feedback on my previous versions (1.65 & 2.00.40) and **cvincent** for his feedback on version 2.00.40.


Please feel free to contact me at allrounder@optusnet.com.au if you have any suggestions/changes!

Product Information: <http://iscore.fasterthanmonkeys.com/index.jsp>

Training Videos: <http://iscore.fasterthanmonkeys.com/index.jsp>

iScore Forum: <http://iscore.freeforums.org>

MAIN MENU > Team Manager



In **Team Manager** you can add or delete teams (*deleting removes all associated stats*)



> + **Add Team**

Enter Team Name, Manager (name), Roster>, Leagues>

Can also view team's cumulative season stats (*bottom left*)

Can also enter **Quick Roster** (*bottom right*)



Quick Roster option allows you to quickly enter a new team when you don't have much time before the game starts

Enter number of players available & number of batters, as per league regulations

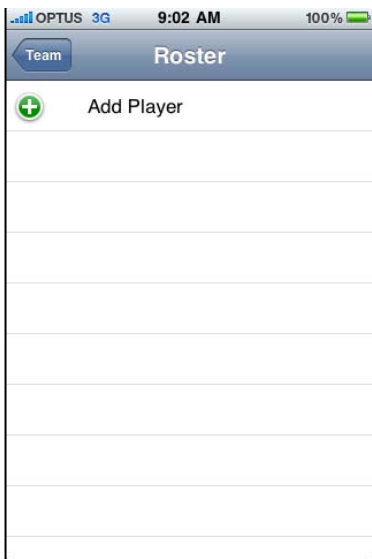
A customised player name is generated by selecting a default first name (*e.g. player*) and a default last name (*either a sequential number of letter*)

> **Create** (*roster automatically completed*)

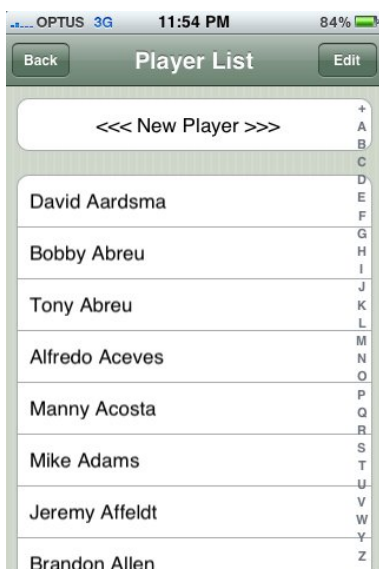
> **Save** (*now ready to score*)



Example of quick roster



Roster should include everyone available for the game
+ Add Player



You can choose an existing player from the **Player List** or create new a player

Note - players can be used on **any** team



Choosing **New Player** will take you to the **Player Info** screen

Enter First Name, Last Name, Player Number, Which hand they bat/throw with, Playing Position, whether they are batting or not

> **Done**



Selecting the **Player Card** button will display the player's official stats



Selecting **Flip** displays links that will give you further information about the player, if available. Future versions may allow you to add photos taken with your iPhone. Today's version shows information from MLB.com (note, this information is only available if you have the Roster Add-On)

MAIN MENU > Game Manager



Shows completed and in-progress games

You can select games to view/edit **Game Info**

You can create a game and score this game via the (+) option (*recommended method by Faster Than Monkeys scoring a game*)

Once a new game is created it will appear in the schedule - you select that game then select **Play** to begin scoring



Once a game is selected, you can scroll down the page to see the following **Game Info:**

Play (*can select play to begin or resume scoring a game*)

Game Name (*can select and edit this info*)

Box Score (*which can be scrolled left or right if more than 9 innings*)

Game Record (*pitch by pitch; you can also use this option to make corrections to previously scored games*)

Visitor team Statistics (batting, pitching, fielding, scorebook)

Home team Statistics (batting, pitching, fielding, scorebook)

Pitchers (Win, Lose, Save) - *you select which pitcher gets what*

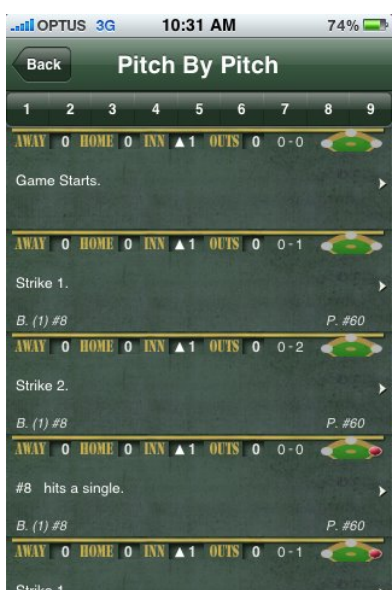
Game Dates (shows start & end times; *this times can be edited if required*)

Options (League, i-Scorecast Synchronise)

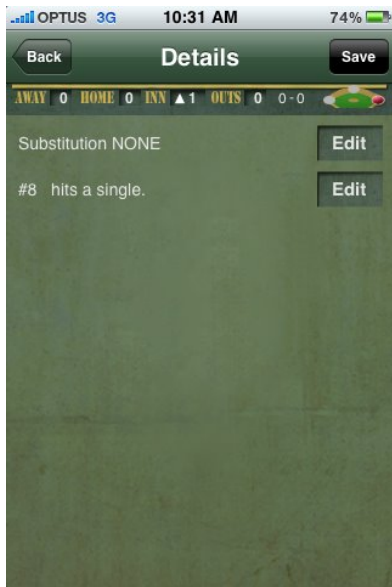
Email (*can email game details from here*)

Trash Can icon (*can delete games- note that this removes all associated stats*)





You can view and edit pitch details in the **Game Record (Pitch by Pitch)** screen
 Scroll through the pitches or Select the number of the inning of the pitch play you wish to edit (*below Pitch by Pitch*)
 Select pitch to edit (*you can scroll down to see all the pitches*)



On the **Details** screen you can make edits that do not impact the course of the game (i.e. you can't change a hit to an out). Examples of changes you can make:

- lineup - select 1st inning then "Game Starts"
- making or correcting a substitution
- a single to an error or vice versa
- how an out was made

> **Save**

Correcting Lineup after game has ended:

Select the game from **Game Manager**

Touch **Pitch By Pitch** in the Game Info screen

In the Pitch by Pitch screen touch **the first item which says Game Starts**

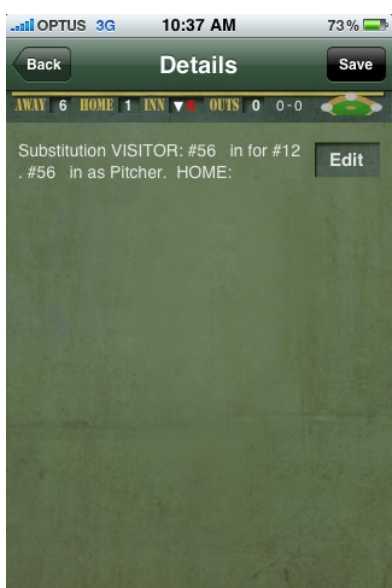
Touch the **Edit** button

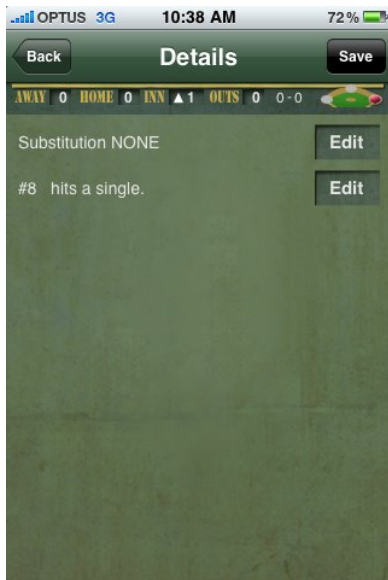
Move the players into the correct batting order by touching and dragging the icon with the three horizontal bars

Once the players are in the correct batting order touch **Done**

Touch **Save** in the upper right corner

Touch **Back** in the upper left corner



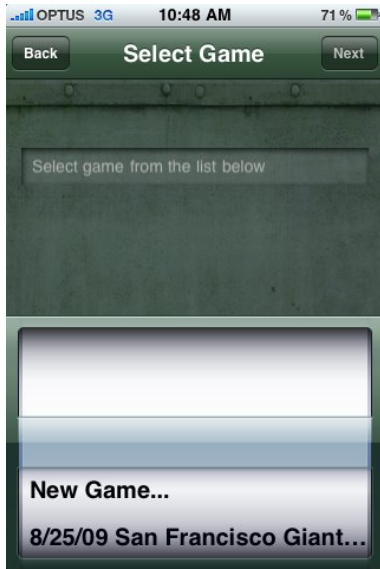


You can select the **email** option to send game info

Before you send you can select the format (*any or all of HTML/Excel/CSV and whether to include the scoreboard*) and whether to send either visitor or home information or both.

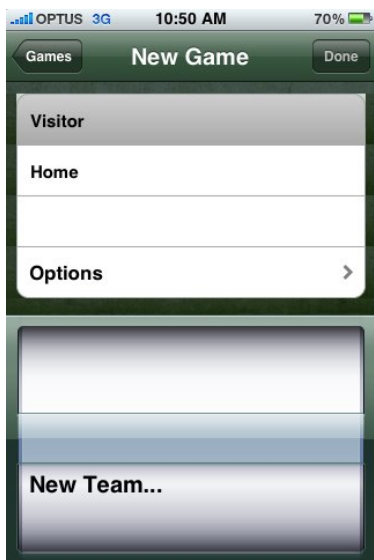
Multiple email addresses can be added, each separated by a semi-colon (iScore will remember these addresses)

MAIN MENU > Score a Game



Select Game from the list then > **Next**

or select **New Game...** (automatically takes you to New Game screen)



Select from the teams listed to fill in **Visitor** listed first (bat first) & **Home** (fields first)

You can create a **new team...**

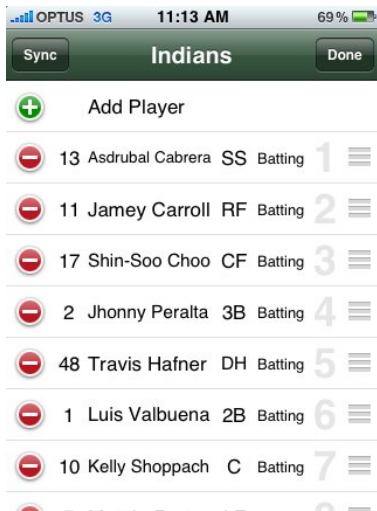
The date is automatically entered with the two teams to give the game title – you can change the title by tapping on it



Options allows you to configure game settings (default is 9 innings, 9 fielders)

> **Done** (will take you back to New Game Screen, select game then >**Next** to proceed)

If you forget to set the game options here, you can set them later while scoring through the Tools menu

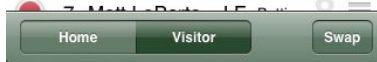


Set up **lineups** in batting order (*drag players to move to the correct position by selecting and holding the three horizontal bars*); you can toggle between home & visitor to view/edit each lineup

Can swap teams if entered in wrong order (*i.e. home instead of visitor*)

> Done

*Scoring MLB - if you have the Major League Baseball Roster Add-On, you have the ability to update the starting lineup at game time by using the **Sync** button (up to 30mins before start; further information about this Add-On is located under Options on page 17)



Select player to edit fielding position and/or batting options (*no, yes, DP, Flex*) and enter Player Number

> Done



Scoring view – last stage before the game commences

Can make **lineup** changes here or **exit** back to New Game Screen

Hammer & spanner icon button > Options (game settings)

Select **Play!** To begin the game



Scoring View

The top row shows the **current game situation**:

Away score, Home Score, which innings, how many outs, balls/strikes

Below that but above the field display, the **current batter** and **on deck batter** & the **current pitcher** and their **pitch count** (good for checking you have the right players up!) are displayed.

Can scroll to the right to see the **box score**; further to the right you can send a **“tweet”** about the state of the game (must be set up through Options, see page 17)

Five buttons to record each ball (plus an undo/redo option)

- **Ball** - note, to score an *intentional ball, touch “Ball” & swipe up in one move*
- **Strike** - note, to score a *swinging strike, touch “Strike” & swipe up in one move*
- **Foul**
- **Out** - used if *batter is out before reaching 1st base*
- **In play** - used if *batter made it to at least 1st base*

If you used Quick Roster to set up a team, as mentioned previously, you can edit a player’s details by the Misc button > Show Starting Lineup the select desired player to edit. You can also correct the batting order via the Misc button > Show Starting Lineup

Undo - allows you to undo your last scoring action (it will undo each scoring action in reverse order so you can undo more than one action)

Redo - if you accidentally selected Undo, Redo will restore the scoring action undone

Exit - takes you back to (a) “Game Info” if you have entered scoring from “Game Manager” on the main menu or (b) “Select Game” if you started scoring from “Score a Game” on the main menu



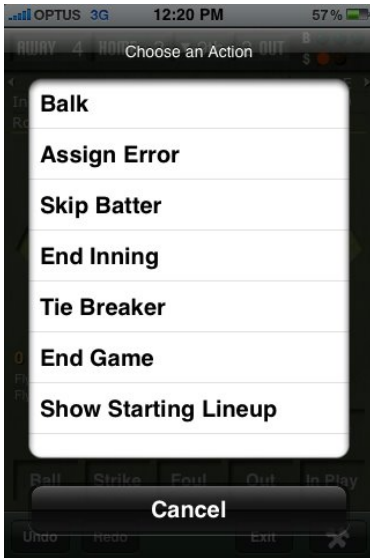
Swipe scoring view to left to enter **pitch track mode**

Select ball, strike, foul, out or in play & record the necessary details **then** indicate location of ball in strike zone (pitcher’s body/light green = strike)

Can also select pitch type on right hand side (*FastBall, Curve, Change, Slider, Cutter, Splitter, Kuckle, Other*) and speed on left hand side

Can alter pitch location any time up until the next pitch is registered

“Speckle” chart (*left hand side below “speed option”*) reveals previous pitch locations for current pitcher - numbers = total pitches in each zone



Scoring view - Misc button

- Balk
- Assign error (e.g. foul ball should have been caught but dropped)
- Skip batter (will be asked if this counts as an out or not)
- End inning (e.g. mercy rule in place with maximum number of runs allowed per inning)
- Tie breaker (can set up base runner in any configuration as per league regulations)
- End game
- Show Starting Lineup. (Note that you cannot add or remove a player from the lineup once you have gone through the order once)

Scoring view - Hammer & spanner icon button

Game Settings (as per Options from New Game view, can set number of innings & number of fielders)

Once game started can also see:



Indians at Royals Box Score

Team	1	2	3	4	5	6	7	8	9	R	H	E
Indians	1	0	1	0	1	1	0	0	0	4	10	0
Royals	1	0	1	0	0	0	0	0	0	2	8	1

WP: -, LP: -, SV: -

Royals - Batting

PLAYER	G	PA	AB	R	H	B	1B	2B	3B	H
David DeJesus	1	4	4	1	1	0	1	0	0	0
Willie Bloomquist	1	4	3	1	0	0	0	0	0	0
Billy Butler	1	4	4	0	3	0	3	0	0	0
Miguel Olivo	1	4	4	0	2	0	1	1	0	0
Mark Teahen	1	4	3	0	1	0	1	0	0	0

Statistics

- can view for home or visitor
- displays box score, batting stats, pitching stats
- can also select the **email** button to send from here

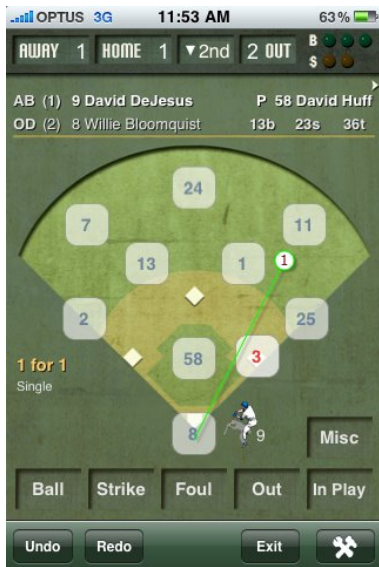


Scorecard

- can view the scorecard as it would be written
- can also select the **email** button to send from here

Team: Royals Game: 8/27/09 Indians at Royals

#	Player	Pos	Inn	1	2	3
9	David DeJesus	7	1	AB3 -BB3 AB3 1B 1 1 2	F7	
8	Willie Bloomquist	9	1	F9	AB4 -BB3 AB4 1B 1 1 2	
16	Billy Butler	3	1	AB4 xxx 1B 1 2 8	4-3	
21	Miguel Olivo	2	1			
24	Mark Teahen	5	1	SF8		
13	Alberto Callaspo	4	1	F8		F8

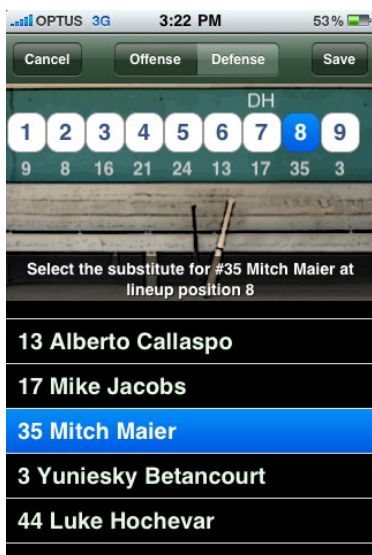


Previous at bat display

The second time a player comes up to bat you can see their spray chart & description of prior at bats for the current game; this option can be turned on/off by tapping their prior at bats

Managing substitutions

NB: Do not use "Show Starting Lineup" option via the **Misc** button- this lineup should only display the **starting** lineup plus available substitutes



Substitution of batter (offensive sub):

- Tap batter icon
- The player batting is already highlighted in the top half of the screen
- Select replacement from list
- **Save**



Can replace runner on 1st base with pinch runner*

- Select runner on 1st base
- Select Pinch Runner from the bottom of the "What happened to the runner" screen
- Select the player to be the pinch runner
- **Save**

(* courtesy runner is also an option)

How the stats work when batter replaced, pinch batter hits single and then pinch runner steals 2nd base

Original batter- no plate appearance

Pinch hitter - plate appearance & hit

Pinch runner - no plate appearance, stolen base



Substitution of fielder/pitcher (defensive sub)

- touch player
- you will now have a field view with their position highlighted plus a list of players to choose from
- select replacement
- **Save**
- * if more than one player to be replaced repeat above*

NB: Can make defensive and offensive substitutions at the same time (toggle switch at top) - if you forget to make the offensive substitution, you can still make it when that player comes up to bat

Scoring screens



When **Out** selected from scoring view

Options

Strikeout looking (K2)

Strikeout swinging (K)

Ground out

Line drive *(catch straight to fielder)*

Pop up/Fly out

Bunt

Sacrifice fly

Sacrifice bunt

Infield fly

(when there's less than two out and a force play at either 3rd or home, deemed catchable even if not caught; if caught, runners must tag up, if not no need to tag up; removes force play)

Hit by ball *(must be trying to avoid being hit and not swinging at the ball)*

Dropped 3rd strike

Runner interference

Cancel (returns to main scoring screen)



When **In play** selected from scoring view

Options

Base on balls (walk)

Intentional walk

Hit single

Hit double

Hit triple

Home run

In park home run

Bunt

Error

Hit by pitch

Dropped 3rd strike

Wild pitch 3rd strike

Fielder's choice

(choosing to put out another base-runner other than the batter going to 1st; FC is recorded regardless of whether the attempt to put out other runner(s) is successful; if the other runner is successfully put out for the 3rd out, FC is still recorded for the batter; other examples, batter hits single and reaches 2nd base because of attempt to put out another runner; runner on base reaches another base due to fielder's attempt



to put out another runner unless it is a stolen base)

1. Batter ground balls to SS who throws to 2B to attempt force out
2. Runner on 2B, batter singles to outfield, OF throws to catcher, batter to 2nd base - if safe, then single + FC; if out, then single + put out. If runner out at home and it's the 3rd out then batter only gets single
3. Runner on 1st base, batter grounds towards SS, SS dives to cut it off and throws to 2B for force out = hit as there was no time due to dive to throw to 1st base

Cancel (returns to main scoring screen)

(More)

Sacrifice Bunt


Sac Bunt with Error

Sac Fly with Error

Catcher obstruction (same as catcher interference)

Ground rule double (e.g. over fence on bounce, lodged in fence, rolls under fence)

Cancel (returns to main scoring screen)



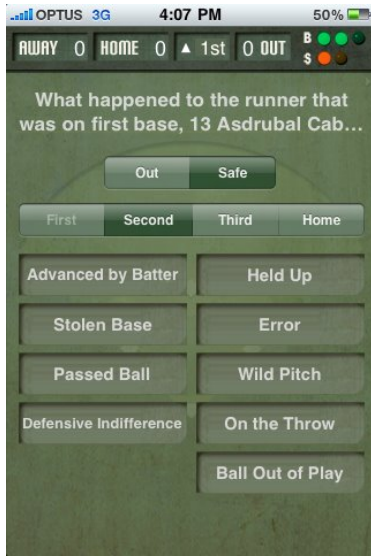
Indicate ball position by touching the screen - you can drag and hold to reposition the ball



Select fielders involved in play (for outs/errors)

(e.g. SS to 1B will display 6-3)

> Done



If runner on base, “**What happened to runner X?**” appears with the following options:
 (note that this screen will have some additional options depending on which base is selected and/or the game situation (number on base, number of outs),

Safe

Advanced by batter

Held up

Stolen base

(unaided by hit, put out, error, force out, fielder’s choice, passed ball, wild pitch or balk except when runner starts before pitcher starts delivery or catcher throws wild)

Error

(misplay - fumble, muff, wild throw; “ordinary effort”)

Passed ball

(catcher fails to hold/control legal pitch; runner who advances on PB not credited with stolen base UNLESS breaks for base prior to pitcher beginning delivery; can also mean dropped 3rd strike)

Wild pitch

(so high, wide, low it cannot be controlled by “ordinary effort”)

Defensive indifference *(no attempt to put base runner out; no stolen base recorded)*

On the Throw

Ball out of play *(e.g. ball thrown through/over fence)*



Out

Caught stealing

Picked off

Tagged out

Force out

Double play

Triple play

Interference

Hit by ball

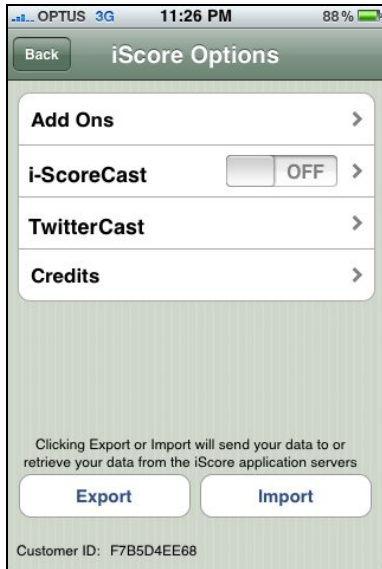
Missed base

Left base early

Left base path *(more than 3 feet to avoid tag except when avoiding interfering with fielder)*

“**What happened to batter X?**” will then appear with the same options as above

MAIN MENU > Options



Add-ons

(such as Major League Baseball Roster which supplies complete season MLB rosters and is updated daily; updating the iPhone/Touch is a manual process - if "new data" is displayed press the button)

i-Scorecast

enables people online to view game (toggle on/off)

displays viewer URL & Customer ID which is required to view games

Bookmark the following link to view all the games that you score using i-Scorecast:

<http://data.iscorecentral.com/iscorecast/player.html?c=xxxxxx>
(xxxx = your Customer ID)

TwitterCast

allows "tweets" about game to be sent

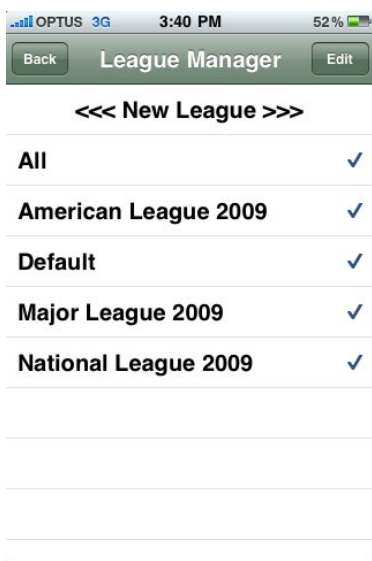
must enter account info here (info remains on device)

toggle on/off (if on, option appears on scoring screen to right of batter/pitcher information and box score at top)

Export > can backup data; send support issue

Import > can import data

League Manager



Way of grouping players, teams, games (very flexible and powerful feature)

Can create own leagues

When a particular league is "checked" only data for that league is available

Multiple leagues can be selected at the same time

Players, teams and games can be in multiple leagues.

Having Leagues on or off impacts statistics - stats are only pulled for active leagues

New players and teams are automatically added to default league (if selected)

Example:

Just create a league for each "set" of games you would like grouped together. In your scenario, you might create Leagues with the following names:

"Travel Season 2009" - ALL games would be assigned to this League

"Tournament 09-04-2009" - If you had a tournament the weekend of 9/4, you might have a league for that


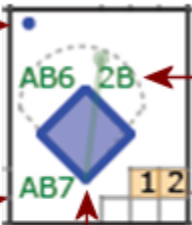
"Tournament 09-18-2009" - If you had a tournament the weekend of 9/18, you might have a league for that

So you have one League for the entire season, and create a league for each tournament.

Once the leagues are created, you can edit games through Game Manager, and assign them to the appropriate leagues. All games would be assigned to the "Travel Season 2009" league, and they would also be assigned to the appropriate tournament Leagues. Any time you go to view stats, they will be filtered by the currently "active" leagues. So to view the season stats, go to League Manager, and make only "Travel Season 2009" active, then view any of the stats data. To view stats for just a tournament, make only that tournament active in League Manager, then view stats data.

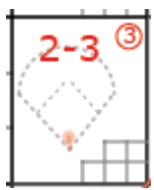
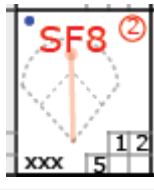


Scorecard notes:

<http://images.iscorecentral.com/scorebooklegend/>

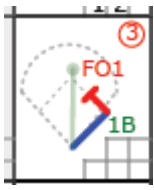
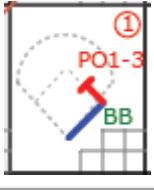
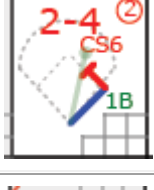
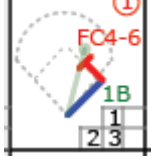
Play Description	Scorebook Box Picture / Details
<p>Typical batter making an out</p>	 <p>Out # in inning</p> <p>Player struck out looking</p> <p>Pitch detail. Top boxes indicate strikes, bottom indicate balls. Shaded means swinging. The # is the pitch #. Pitch #'s for fouls can be implied.</p> <p>One "x" for each foul ball. Will change to F:# if many are hit.</p>
<p>Typical batter getting a hit and going on to score</p>	 <p>RBI Indicator: Dot for each RBI for batter hit (one in this case)</p> <p>Player advanced to 3rd by batter #6 and advanced home by batter #7</p> <p>Shaded box means runner scored</p> <p>Player hit a double (indicated by 2B) to right center field (indicated by line)</p> <p>Player had 2 swinging strikes before putting the ball in play</p>

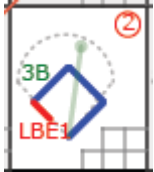
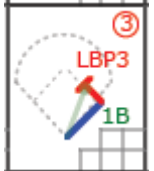
Ways for Batter to make an out

Out Type	Scorebook Box	Additional Comments
Strikeout Looking		Count was full, 3rd out of inning
Strikeout Swinging		Count full, swinging strikeout, 2nd out of inning
Fly Out		Fly out to left field, 1st out of inning
Ground Out		Ground out to shortstop, 1-0 count, 2nd out of inning
Unassisted Ground Out		Unassisted ground out to first baseman, ending the inning
Double Play		Batter hit into a 1-6-3 double play (DP1-6-3)
Triple Play		Batter hit into a triple play. In this case, a line drive to short stop, he stepped on bag at second and threw to first.
Line Drive Out		Line drive out to shortstop (just shows position number). First out of inning.
Infield Fly Rule		Infield Fly Rule. Second out of inning.

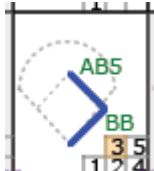
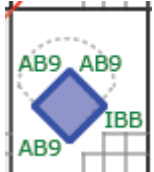
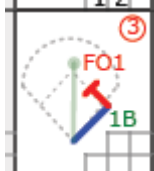
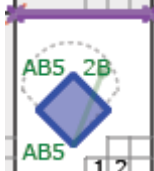

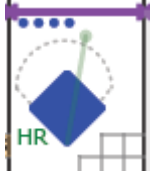
Bunt Out		Batter tried for a bunt base hit, but was thrown out by catcher to first base (2-3).
Sacrifice Fly		Sacrifice fly to center field. One RBI (blue dot), 2nd out of inning. Three foul balls during at bat - really worked for it.
Sacrifice Bunt		Sacrifice bunt to advance a runner. First out of inning.
Skipped Batter, Out		Skipped Batter, Out. Second out of inning.


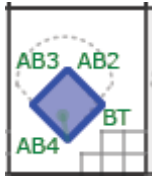
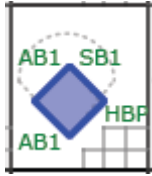

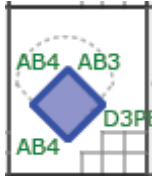
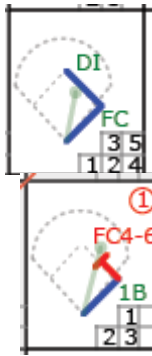

Ways for Runner to make an out

Out Type	Scorebook Box	Additional Comments
Forced Out		After hitting a single, player was forced out on way to second base while batter #1 was up (FO1) for the third out of the inning.
Picked Off		Batter walked, then was picked off at first base (PO1-3) for first out of inning.
Caught Stealing		Batter hit a single, then was caught stealing second while batter #6 was up (CS6).
Fielder's Choice		Runner thrown out on way to second on a fielders choice (FC4-6)

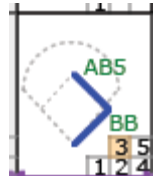
Runner Left Base Early		Batter hit a triple. Then Left Base Early when batter #1 hit a fly ball (LBE1) and he was trying to tag up to score.
Runner Left Base Path		Batter got a single, but then Left the Base Path when batter #3 (LBP3) hit the ball and was called out.

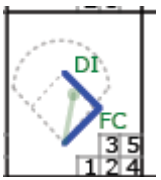
Ways for Batter to make it to base safely

Made it How	Scorebook Box	Additional Comments
Walk		Batter was walked indicated by BB on first baseline, advanced to second by batter #5. Pitcher was changed right after at bat denoted by purple line under box
Intentional Walk		Batter was intentionally walked (IBB). Went on to score when batter #9 hit a home run.
Single		Batter hit single designated by 1B on first base line. Subsequently forced out at second while batter #1 was up (FO1) making the 3rd out of the inning
Double		Batter hit double designated by 2B on second base line. Went on to score while batter #5 was at bat (AB5). Pitcher had just been changed (purple line above batter).
Triple		Batter hit a triple (3B). Made an out later for Leaving Base Early.
Homerun		Grand slam home run. 4 dots mean 4 RBI, purple line means pitcher had just been changed, dark filled in field and HR means home run

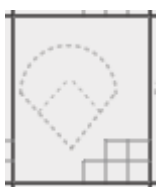


In Park Homerun		<i>In the park homerun (HR). Note hit location is still in field. Two RBI.</i>
Bunt Single		<i>Bunt single (BT on first base line). Player moved around the bases on batter #2, #3, and #4 at bats.</i>
Hit by Pitch		<i>Batter hit by pitch (HBP on first base line). Player went on to steal second while first batter was up (SB1) and wound up scoring on first batter's hit (AB1).</i>
Wild Pitch 3rd Strike		<i>Batter made it to first base on a 3rd strike wild pitch (D3WP).</i>
Dropped 3rd Strike		<i>Batter made it to first on a dropped 3rd strike pass ball (D3PB).</i>
Felder's Choice		<i>Batter made it to first on Fielder's Choice (FC on first base path). There will be another box showing the runner that got out on the Fielder's Choice (2nd image). Player advanced to second on Defensive Indifference (DI).</i>
Ground Rule Double		<i>Batter hit a Ground Rule Double (GRD).</i>

Ways for Runner to advance bases

Advanced How	Scorebook Box	Additional Comments
Advanced by Batter		<i>Batter walked, then was Advanced by Batter #5 in the lineup (AB5)</i>

Defensive Indifference		<p>Runner made it to base on a Fielder's Choice, then advanced to 2nd on Defensive Indifference.</p>
------------------------	---	--

Miscellaneous

Batter did not bat in inning		<p>Gray box means batter did not make a plate appearance in that inning.</p>
Pitcher Change		<p>Pitcher change is indicated by horizontal purple bar before batter that new pitcher pitched to.</p>
End of Inning		<p>Red diagonal line shows end of half inning</p>

Scoring Scenarios

Struck out

- after entering 3rd strike
- Select either swinging or looking (looking also = called)

Ground out

- Out
- indicate position of ball
- indicate fielders involved
- done

Single to centre field

- in play
- hit single
- indicate position of ball
- what happened to batter? Usually > "first" (auto) > - held up

Fly out to right field

- out
- pop up/fly out
- indicate position of ball
- select fielder (RF = 9)
- done

Ground out to SS, fielder's choice

- in play
- Fielder's Choice
- select fielders involved (SS to 2B = 6-4)
- What happened to runner on 1st?
- out > second > forced out
- what happened to batter?
- safe > first > held up

Base on Balls

Simply enter ball x 4!

Intentional walk

Enter ball x 3

On 4th ball > in play > safe > first > intentional walk

Runner caught stealing on ball

- ball
- select runner on 1st
- what happened to runner X?
- out > second > caught stealing
- select fielders involved (C to 2B = 2-4)
- done

Runner on 1st, batter hits double to Centre Field

- in play
- hit double
- indicate position of ball
- what happened to runner on 1st?
- safe > home > advanced by batter
- what happened to batter?
- safe > second > held up

wild pitch

- ball
- select runner on 1st base
- what happened to runner X?
- safe > second > wild pitch

double play (with runner on 1st base), batter hits to SS who throws to 2B who throws to 1B

- out
- ground out
- indicate where ball hit
- select fielders involved in order (SS to 2B to 1B = 6-4-3)
- done
- what happened to runner X?
- out > second > double play

Scoring Scenarios

Runner on 1st base, 2 outs, batter hits to SS who throws to 2B to get runner @ 2nd base

- in play
- Fielder's choice
- indicate where ball hit
- what happened to runner X?
- out > second > either Fielder's choice or Ground out (6-4)

Runners on all bases, batter hits to 2B who throws to SS to get runner @ 2nd base

- in play
- Fielder's choice
- indicate where ball hit
- what happened to runner who was on 3rd?
- safe > home > advanced by batter
- what happened to runner who was on 2nd?
- safe > third > advanced by batter
- what happened to runner was on 1st?
- out > second > forced out (2B to SS = 4-6)
- what happened to batter X?
- safe > first > held up

Runners on 1st & 2nd - double play

- out
- ground out (double play)
- indicate where ball hit
- select fielders involved (eg SS to 2B to 1B = 6-4-3)
- what happened to runner who was on 2nd?
- safe > third > advanced by batter
- what happened to runner who was on 1st?
- out > second > double Play

Runner at 1st hit by batted ball - out hit ball

- in play
- if it would have been base hit - score single to batter otherwise Fielder's Choice
- if single indicate where ball hit
- what happened to runner who was on 1st?
- out > second > hit by ball

Scoring a run during third out play

2 outs with runner on 3rd base, batter hits single then tagged out between 1st /2nd base, runner on 3rd scores

- in play
- single
- indicate where ball hit
- what happened to runner who was on 3rd?
- safe > home > advanced by batter
- what happened to batter?
- out > second > Tagged out

Scoring an error:

Batter hits to SS who fields cleanly and throws to 1st who drops the ball

- In Play
- Error
- indicate where ball hit
- only select player who made error (IB = 3)
- what happened to batter?
- safe > first > Held Up